

# DRYCONN<sup>®</sup>

WATERPROOF CONNECTORS

## Direct Bury Twist-On with Strain Relief



### Installation Instructions

**IMPORTANT:** Turn off power before installing or removing connector. Product to be used in accordance with local and national codes.

1. Strip wires 7/16".
2. Align any frayed strands or conductors.
3. Do not pre-twist. Hold stripped wires together with ends of insulation even. Lead stranded wire slightly.
4. Push conductors firmly into connector and twist onto wire until tight. Do not over torque.
5. Position conductors as shown in Figure A and close lid. Note: When installing 2-3 #22 conductors or 2 #20 conductors, position to exit out same side. See Figure B.
6. Do not reuse.

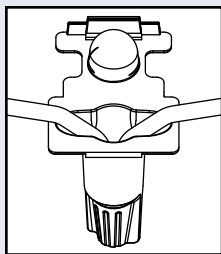


Figure A

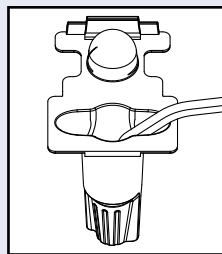


Figure B

See reverse side for a complete listing of wire combinations.

### DryConn<sup>®</sup> DBSR<sup>™</sup> Black Mini

| Catalog # | Selling Unit   |
|-----------|----------------|
| 63070     | Canister of 70 |

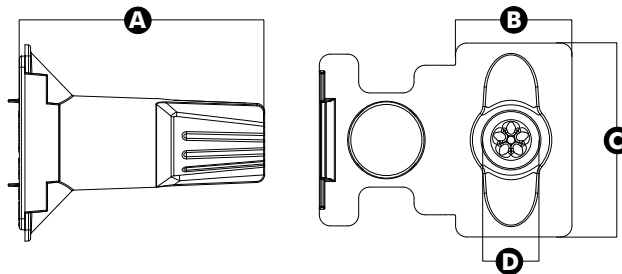
### PRODUCT SPECIFICATIONS & MEASUREMENTS

Max. Voltage: 50V  
 Connector Size: 1.01" x 1.24"  
 Wire Type: Copper/Copper  
 Wire Range: Min #22/Max #14  
 Sealant Temperature: -29°F to 250°F

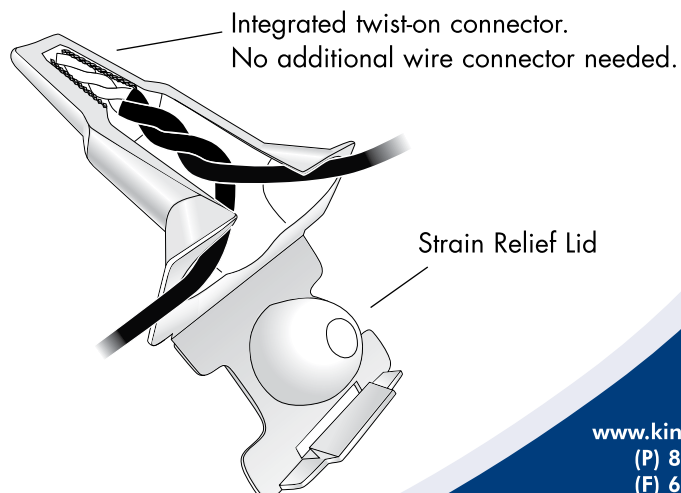
Measurements (Inches):

A - 1.24 B - 0.64

C - 1.01 D - 0.23



*Suitable for all direct bury and low voltage wire splices.*



# DryConn® DBSR™ Black Mini

## Direct Bury Twist-On with Strain Relief

### 50V Wire Combinations

|                 |                 |                 |
|-----------------|-----------------|-----------------|
| 4-6 #22         | 2-4 #20         | 2-5 #18         |
| 2-3 #16         | 2 #14           | 2-4 #22 w/2 #20 |
| 2-3 #22 w/3 #20 | 1-5 #22 w/1 #18 | 1-4 #22 w/2 #18 |
| 1-5 #22 w/1 #16 | 1-4 #22 w/2 #16 | 1-5 #20 w/1 #18 |
| 1-5 #22 w/1 #14 | 1-4 #20 w/2 #18 | 1-3 #20 w/3 #18 |
| 1 #20 w/4 #18   | 1-5 #20 w/1 #16 | 1-3 #20 w/2 #16 |
| 1-4 #20 w/1 #14 | 1-3 #18 w/1 #16 | 1 #18 w/2 #16   |
| 1-2 #18 w/1 #14 | 1 #16 w/1 #14   |                 |

### Weights and Measures

| Shelfpack Qty. | Part # | Wt.  | W   | H    | L    | Cube | Master Qty. | Wt. | W   | H   | L   | Cube | UPC 7-19362 |
|----------------|--------|------|-----|------|------|------|-------------|-----|-----|-----|-----|------|-------------|
| 6 canisters    | 63070  | 4.45 | 3.5 | 6.75 | 20.5 | .28  | N/A         | N/A | N/A | N/A | N/A | N/A  | 63070-0     |

In the chart above, width, height, and length are represented in inches. Weight is represented as pounds.