

DRYCONN®

WATERPROOF CONNECTORS

Direct Bury Twist-On with Strain Relief



Installation Instructions

IMPORTANT: Turn off power before installing or removing connector. Product to be used in accordance with local and national codes.

1. Strip wires 11/16" except #10 and smaller, strip 3/4".
2. Align any frayed strands or conductors.
3. Do not pre-twist. Hold stripped wires together with ends of insulation even. Lead stranded wire slightly.
4. Push conductors firmly into connector and twist onto wire until tight. Do not over torque.
5. Position conductors as shown in Figure A and close lid. Note: When installing 2 #14 conductors, position to exit out same side. See Figure B.
6. Do not reuse.

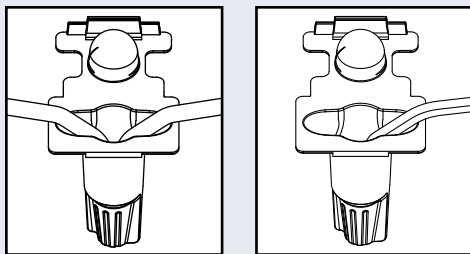


Figure A

Figure B

See reverse side for a complete listing of wire combinations.

DryConn® DBSR™ Black Large

Catalog #	Selling Unit
63510	Canister of 10

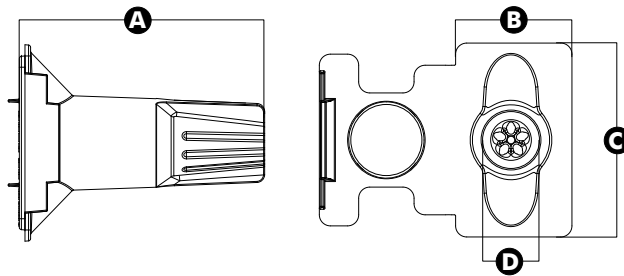
PRODUCT SPECIFICATIONS & MEASUREMENTS

Max. Voltage: 50V
 Connector Size: 1.88" x 2.51"
 Wire Type: Copper/Copper
 Wire Range: Min #14/Max #6
 Sealant Temperature: -29°F to 250°F

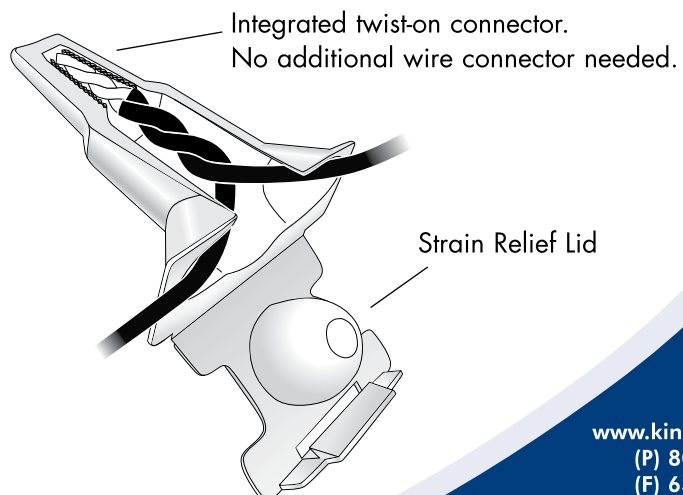
Measurements (Inches):

A - 2.51 B - 1.30

C - 1.88 D - 0.47



Suitable for all direct bury and low voltage wire splices.



DryConn® DBSR™ Black Large

Direct Bury Twist-On with Strain Relief

50V Wire Combinations

2-6 #14	1-5 #14 w/1 #8	1-5 #12 w/1 #8
2-5 #12	1-4 #14 w/2 #8	1-4 #12 w/2 #8
2-5 #10	1-2 #14 w/3 #8	1 #12 w/3 #8
1-3 #8	1-5 #14 w/1 #6	1-5 #12 w/1 #6
1-2 #6	1 #14 w/2 #6	1 #12 w/2 #6
1-5 #14 w/1 #12	1-5 #12 w/1 #10	1-4 #10 w/1 #8
1-4 #14 w/2 #12	1-4 #12 w/2 #10	1-2 #10 w/2 #8
1-3 #14 w/3 #12	1-3 #12 w/3 #10	1-3 #10 w/1 #6
1-5 #14 w/1 #10	1-2 #12 w/4 #10	1-2 #8 w/1 #6
1-4 #14 w/2 #10		

Weights and Measures

Shelfpack Qty.	Part #	Wt.	W	H	L	Cube	Master Qty.	Wt.	W	H	L	Cube	UPC 7-19362
6 canisters	63510	3.82	3.5	6.75	20.5	.28	N/A	N/A	N/A	N/A	N/A	N/A	63510-1

In the chart above, width, height, and length are represented in inches. Weight is represented as pounds.