


# DRYCONN®

## WATERPROOF CONNECTORS

### Direct Bury Power Connector



#### INSTALLATION INSTRUCTIONS:

**IMPORTANT:** Turn off power before installing or removing connector. Product to be used in accordance with local and national codes.

1. Strip wires 9/16" (14.3mm).
2. Align any frayed strands or conductors.
3. Insert conductor into port of lug. One conductor per port only.
4. Tighten set screws, securing conductors in lug.

5. Place lug into housing with conductors in-line with conductor openings (See Figure A).
6. Close housing verifying it is securely latched.

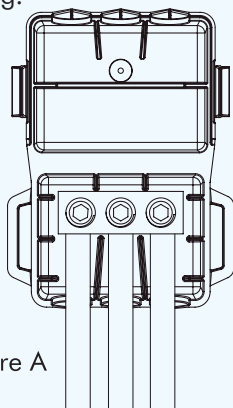


Figure A

**\*Important Notice:**

All of the statements, technical information, drawings, illustrations, and instructions related to King Innovation's products are based on information understood as reliable and correct to the best of the company's knowledge. It is the responsibility of the independent user to assure the testing conducted by King Innovation is suitable for the proposed application. All risks and liability are assumed by the independent user. Any assertion associated to the product which is not outlined in King Innovation's current publications, or any dissimilar assertion contained on individual purchase orders shall have no force or effect unless explicitly arranged, in writing, by an authorized officer of King Innovation. King Innovation's liability for these products is set forth in our standard terms and conditions of sale. King Innovation is a registered trademark.

#### DryConn® DB Power Connect

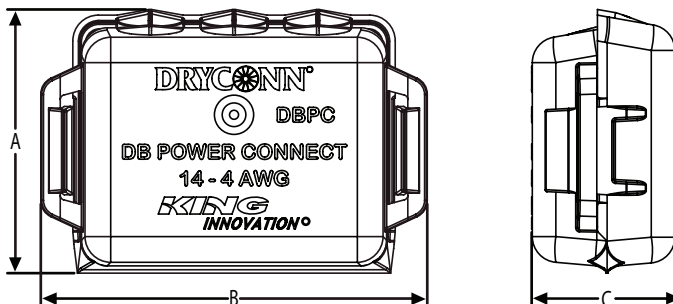
Catalog #	Selling Unit
98105	Bag of 3

#### PRODUCT SPECIFICATIONS AND MEASUREMENTS:

Max. Voltage: 600V\*  
 Connector Size: 2.04" Tall x 3.0" Wide x 1.17" Deep  
 Lug Size: .75" Tall x 1.65" Wide x .56" Deep  
 Wire Type: Copper  
 Wire Range: #14 - #4  
 Temperature Rating: -50°C to 90°C (-58°F to 194°F)  
 Silicone Sealant Temperature: -50°C to 200°C (-58°F to 392°F)

#### MEASUREMENTS (INCHES):

- A - 2.04
- B - 3.00
- C - 1.17



#### Selected 600V Wire Combinations

1, 2, or 3 #4, #6, #8, #10, #12, or #14	1 #4 w/ 1 or 2 #6, #8, #10, #12, or #14	2 #4 w/ 1 #6, #8, #10, #12, or #14
1 #6 w/ 1 or 2 #8, #10, #12, or #14	2 #6 w/ 1 #8, #10, #12, or #14	1 #8 w/ 1 or 2 #10, #12, or #14
2 #8 w/ 1 #10, #12, or #14	1 #10 w/ 1 or 2 #12 or #14	2 #10 w/ 1 #12 or #14
1 #12 w/ 1 or 2 #14	2 #12 w/ 1 #14	

Contact factory for a complete list of wire combinations at 800.633.0232.



www.kinginnovation.com  
 (P) 800.633.0232  
 (F) 636.519.5410

## DryConn® DB Power Connect

### PRODUCT DATA AND TESTING INFORMATION:

#### Immersion Sequence:

- Immersion - 24 hours in 1 foot head of water
- Dielectric Withstand - 2200Vac for 1 minute
- Insulation Resistance - 500Vdc for 1 minute
- Oven Aging - 50°C for 72 hours
- Flex & Twist - 10 side to side flexes & 5 30° twists
- Immersion - 24 hours in 1 foot head of water
- Insulation Resistance - 500Vdc for 1 minute
- Cold Conditioning - -18°C for 4 hours
- Flex & Twist - 10 side to side flexes & 5 30° twists
- Immersion - 24 hours in 1 foot head of water
- Insulation Resistance - 500Vdc for 1 minute
- Dunk Test - 1 hour at 125A for #4 or 30A for #14 followed by 30 minutes immersed in 1 foot head of water. Repeat for 25 cycles
- Dielectric Withstand - 2200Vac for 1 minute
- Insulation Resistance - 500Vdc for 1 minute

#### Oven Aging Sequence:

- Immersion - 1 hour in 1 foot head of water
- Dielectric Withstand - 2200Vac for 1 minute
- Insulation Resistance - 500Vdc for 1 minute
- Oven Aging - 90°C for 72 hours
- Flex & Twist - 10 side to side flexes & 5 30° twists
- Immersion - 24 hours in 1 foot head of water
- Dielectric Withstand - 2200Vac for 1 minute
- Insulation Resistance - 500Vdc for 1 minute

#### Impact Sequence (Cold Conditioned and As Received):

- Cold Conditioning - -10°C for 2 hours
- Impact - Samples impacted with a 1.18 lbs, 2" diameter steel sphere dropped from 36"
- Immersion - 4 hours in 1 foot head of water
- Dielectric Withstand - 2200Vac for 1 minute

#### Submersion Sequence:

- Submersed - 30 minutes in 6 foot head of water
- Dielectric Withstand - 2200Vac for 1 minute

#### Note:

The above test sequences were conducted on separate sample sets.

Conductor combinations tested:

- (3) #4 conductors
- (2) #14 conductors