

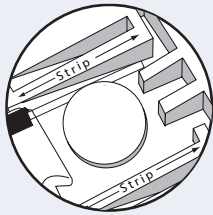
BLAZING SnapLOC

Filled Connectors for Outdoor/Electrical Use

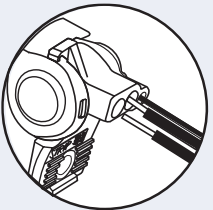


INSTALLATION INSTRUCTIONS

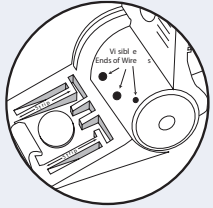
IMPORTANT: Turn off power before installing or removing connector. Product to be used in accordance with local and national codes.



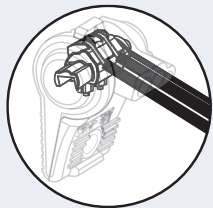
- Strip wires to 11/16". Use one of the strip guides molded into the connector for reference. Pre-twist stranded wires.



- Rotate handles fully apart beyond 90 degrees. Insert stripped wires into connector; #12-#14 in the large holes and #16-#20 in the small hole. Exposed ends of wires should be visible through the clear housing on the back.



- Hold wires in place while squeezing handles together until the latch snaps shut.



BVS2 Waterproof Connectors

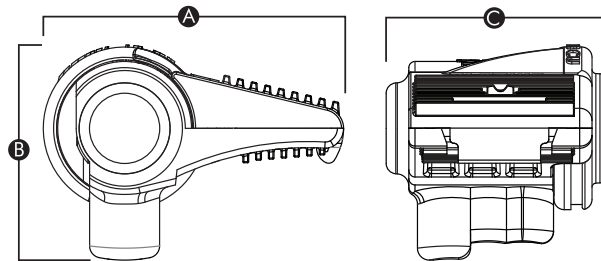
SKU #	Selling Unit
BVS2	Bag of 20

PRODUCT SPECIFICATIONS & MEASUREMENTS

Max. Voltage: 30V Max. building wire
 Connector Size: 1.922" x 1.522"
 Wire Type: Copper/Copper
 Wire Range: Large Hole Min #14/Max #12
 Small Hole Min #20/Max #16
 Temperature Rating: 105°C (221°F)

Measurements:

- A - 1.922"
- B - 1.522"
- C - 1.355"



Selected 30V Wire Combinations
 For use with solid and/or stranded combinations.

Large Hole Min #14/Max #12

Small Hole Min #20/Max #16

Contact factory for a complete list of wire combinations at 800.633.0232.



U.S. Pat. 7,335,050, D575,738, D575,230, and other patents pending.

50100-118 REV C 06/23

www.kinginnovation.com
 (P) 800.624.4320
 (F) 636.519.5410