


GTSR WITH COPPER CRIMPS

Direct Bury Grease Filled Tube
with Copper Crimp Connector



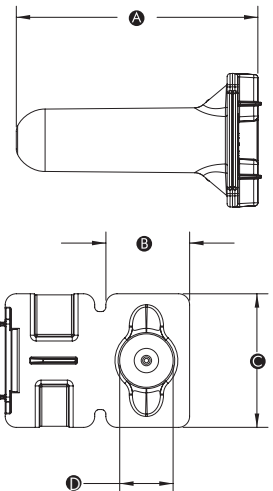
DRYCONN[®]
WATERPROOF CONNECTORS

GTSR with Copper Crimps

SKU#	Description	Selling Unit
20215	GTSR w/ Crimps	25ct.

PRODUCT SPECIFICATIONS

- Max. Voltage: 50V Max.
- Connector Size: 2 23/32" X 1 1/2"
- Wire Type: Copper /Copper
- Wire Range: Min. #18 / Max. #10
- Petroleum Sealant Rating: -29°F to 250°F
- A: 2.71" B: 0.94" C: 1.50" D: 0.060"



INSTALL INSTRUCTIONS

Important: Turn off power before installing or removing connector.
Product to be used in accordance with local and national codes.

1. Strip conductors per manufacturer instructions.
2. Align any frayed strands or conductors and insert conductors into crimp sleeve.
3. Using an indent type crimping tool, crimp sleeve and trim excess bare conductor.
4. Insert the splice to the bottom of the sealant filled tube.
5. Position conductors into the wire channel on the sealant filled tube.
6. Wipe any sealant around opening and conductors.
7. Close Lid ensuring the latch is secure.

Fig. 1

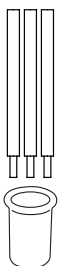


Fig. 2

Insert crimped splice to the bottom of the GTSR tube

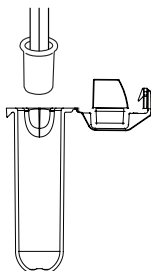


Fig. 3

Position wires into channels

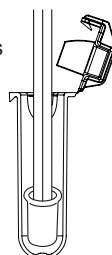


Fig. 4

Close GTSR for secured seal

